



TOWNSHIP COMMITTEE:

MAYOR GARY DORFMAN

DEPUTY MAYOR NANCY GRBELJA

COMMITTEEMAN ROBERT KINSEY

COMMITTEEMAN MICHAEL KUCZINSKI

COMMITTEEMAN FIORE MASCI

Township of Millstone

2018 Budget Goals

- Comply with Tax Levy Cap & Municipal Appropriations Cap.
- Maintain a flat municipal tax levy.
- Maintain current level of services, while managing the overall budget.
- Prioritize spending needs:
 - Provide more assistance to the First Aid.
 - Shared services with new partners, such as Fire Department and Township of Freehold.
 - Manage the Streets & Roads, Vehicle Maintenance & Gasoline line items after spending over \$70,000 in 3 States of Emergency in the first quarter.
 - Master Plan component: Affordable Housing
 - Maintaining current fleet of vehicles
 - Robust, yet responsible, Capital Budget
 - Additional headcount
- The Budget cycle is “State Review” this year, which means this Budget must be filed with the State, and reviewed prior to public hearing/adoption. “State Review” is every 3 years.

Township of Millstone

2018 Budget Summary

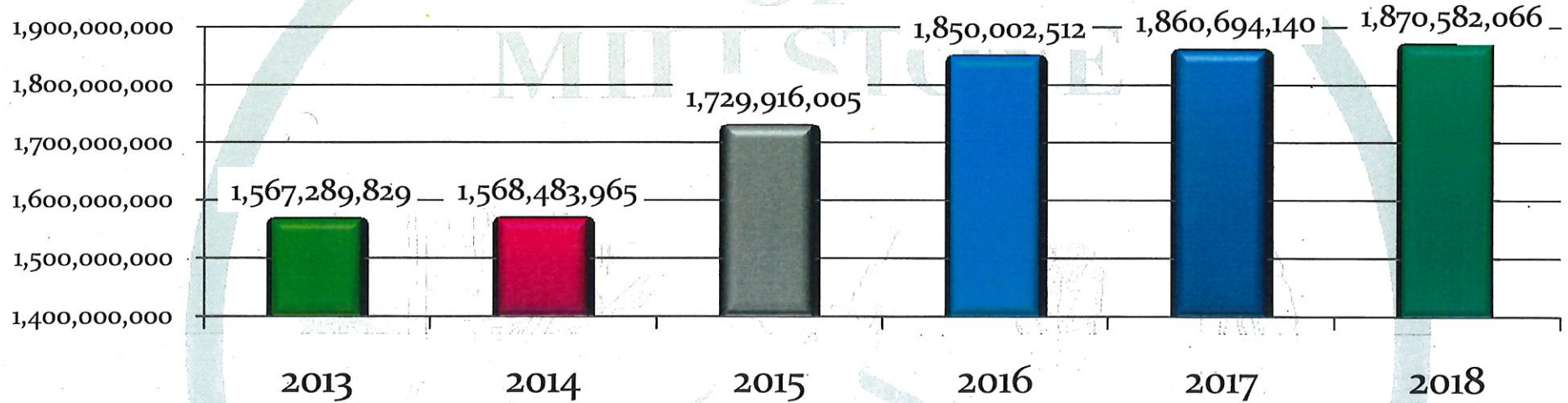
Title:	2018-Estimated	2017-Actual	\$ Change	% Change
Net Valuation Taxable	\$1,870,582,066.00	\$1,860,694,140.00	\$9,887,926.00	.53%
Local Amount to be Raised by Taxation	\$2,590,456.72	\$2,590,456.72	\$0.00	0
Local Municipal Tax Rate	\$0.139	\$0.139	-	0
Tax Collection Rate Used to Calculate RFUT	98.30%	98.05%	-	.25%
Penny Impact	\$183,878.22	\$182,441.06	\$1,437.16	.79%
Average Home Assessment	\$534,657.00	\$534,230.00	\$427.00	.08%
Average Home Local Municipal Taxes	\$743.17	\$742.58	\$0.59	.08%

Accomplishments

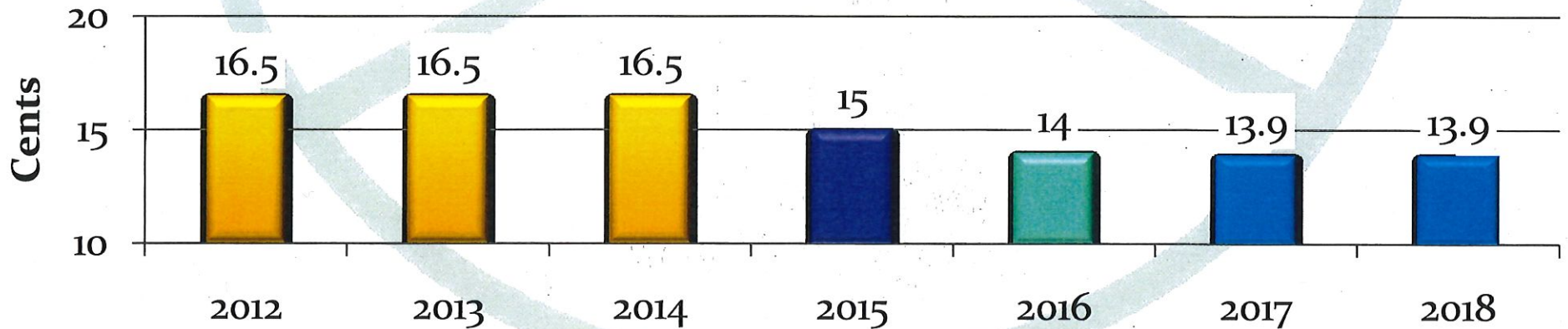
Levy Cap	✓
Appropriation Cap	✓
Local Municipal Purposes Tax Levy	FLAT

Township of Millstone

Annual Net Valuation Taxable

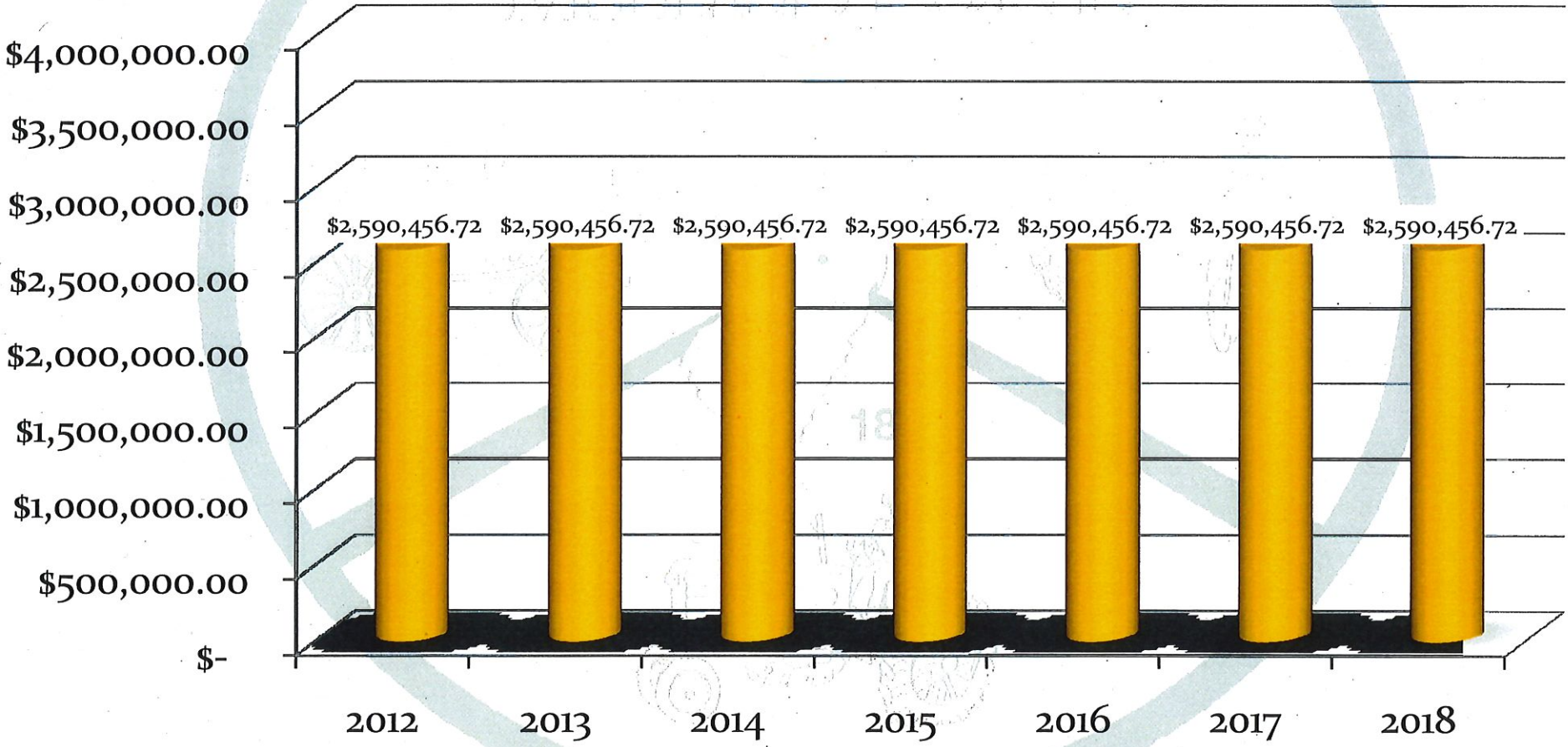


Local Municipal Tax Rate

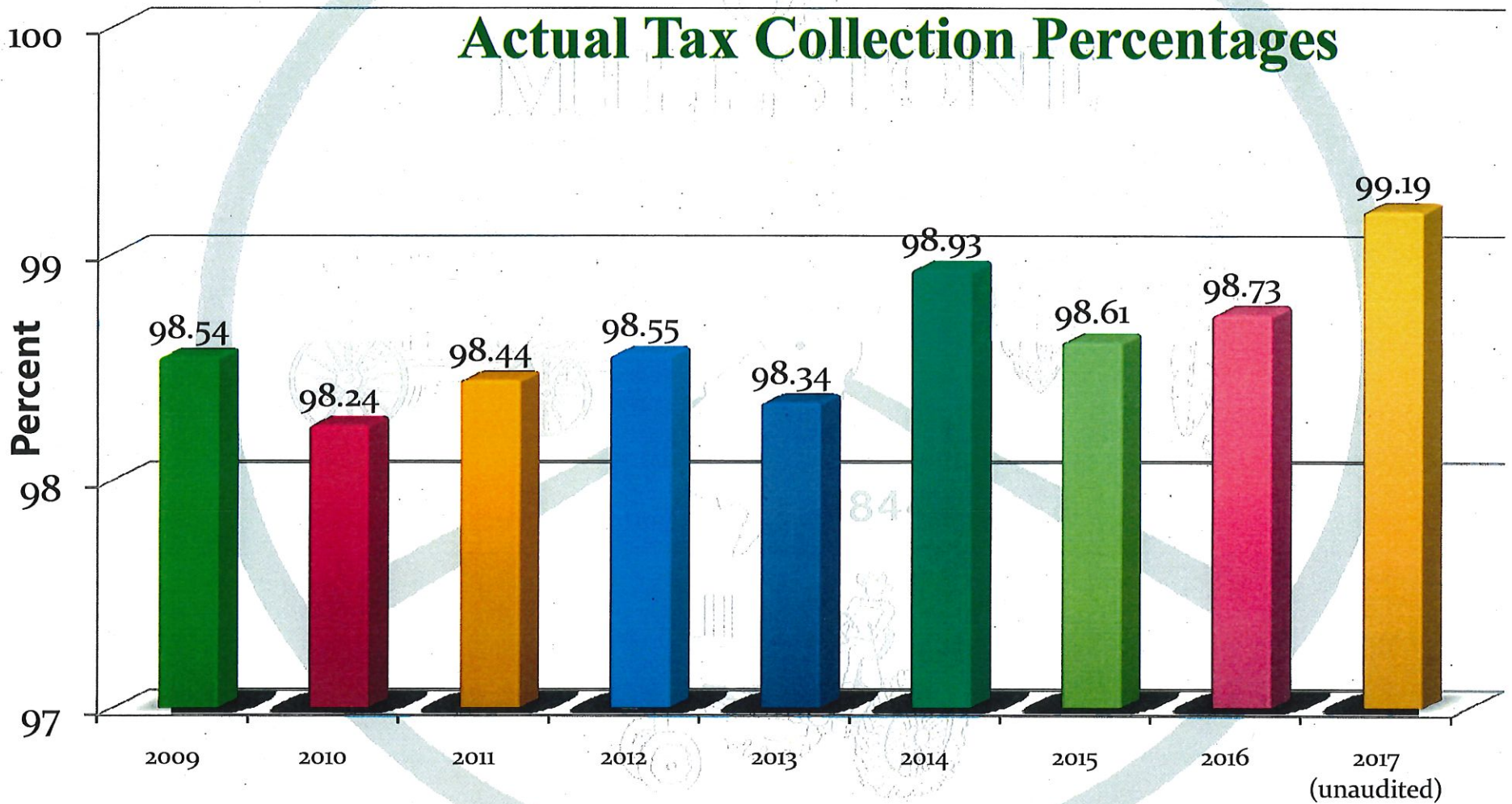


Township of Millstone

Amount to be Raised by Taxation Local Municipal Purposes



Township of Millstone



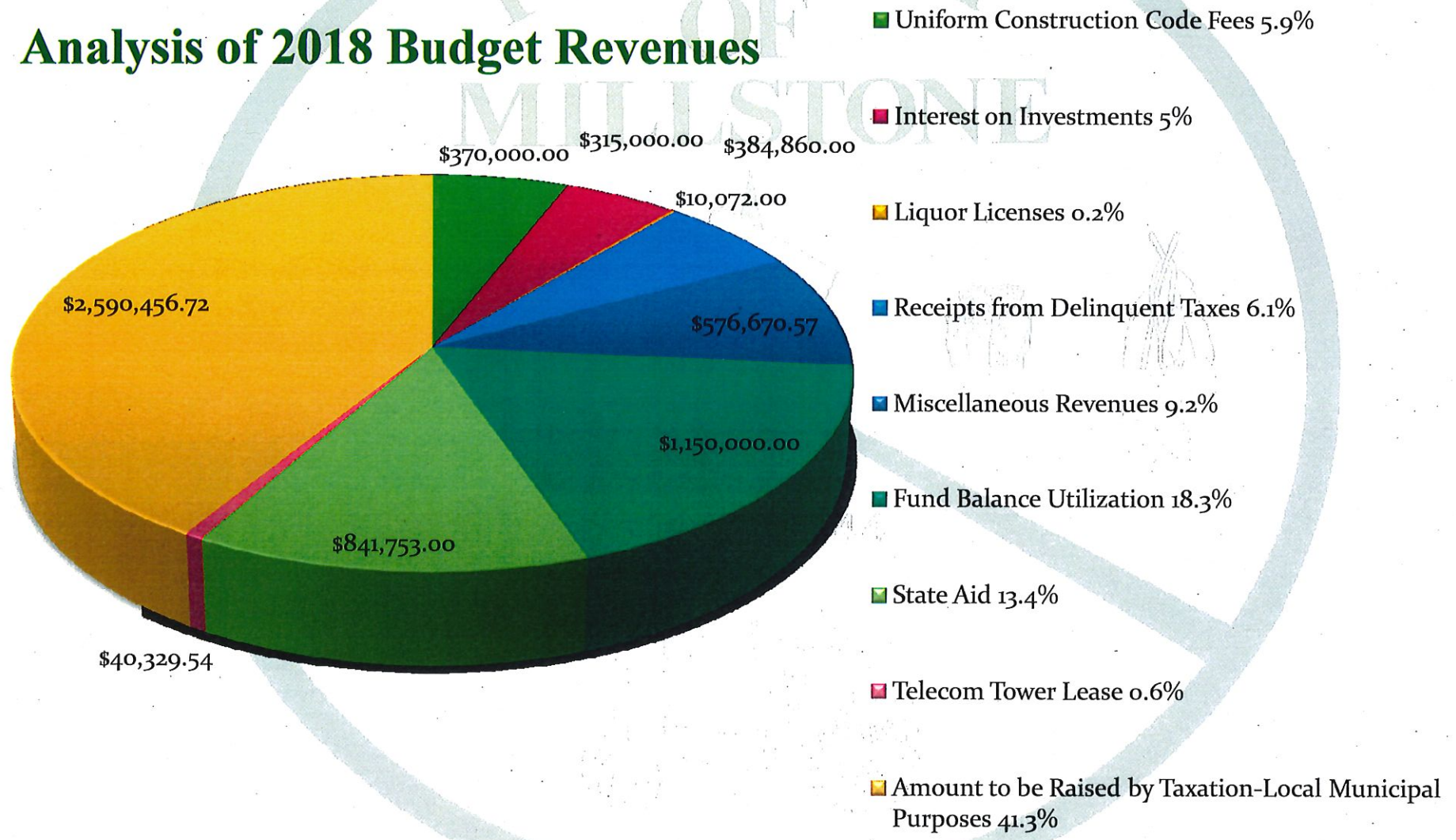
Township of Millstone

Comparative Revenue Summary

General Revenue:	2018	2017	Net Changes:
Fund Balance Utilization	\$ 1,150,000.00	\$ 944,746.38	\$ 205,253.62
Miscellaneous Revenues	\$ 576,670.57	\$ 443,472.35	\$ 133,198.22
Liquor Licenses	\$ 10,072.00	\$ 10,072.00	\$ -
Interest on Investments	\$ 315,000.00	\$ 270,000.00	\$ 45,000.00
Uniform Construction Code Fee	\$ 370,000.00	\$ 450,000.00	\$ (80,000.00)
Property Taxes	\$ 2,590,456.72	\$ 2,590,456.72	\$ -
Receipts from Delinquent Taxes	\$ 384,860.00	\$ 531,563.03	\$ (146,703.03)
State Aid	\$ 841,753.00	\$ 841,753.00	\$ -
FEMA	\$ -	\$ 46,957.55	\$ (46,957.55)
Telecom Tower Lease	\$ 40,329.54	\$ 39,154.88	\$ 1,174.66
Total Anticipated Revenues	\$ 6,279,141.83	\$ 6,168,175.91	\$ 110,965.92

Township of Millstone

Analysis of 2018 Budget Revenues



Township of Millstone

State Aid Impact Calculation - ERT

Year	Actual Amount Received	Implicit Price Deflator	State Aid Formula	Excess/ (Deficit)
2001	\$1,036,191.00		\$1,036,191.00	\$0.00
2002	\$1,036,191.00	2.50%	\$1,062,095.78	(\$25,904.78)
2003	\$1,044,611.50	1.00%	\$1,072,716.73	(\$28,105.23)
2004	\$1,070,817.00	2.50%	\$1,099,534.65	(\$28,717.65)
2005	\$1,070,816.00	3.50%	\$1,138,018.36	(\$67,202.36)
2006	\$1,070,817.00	4.50%	\$1,189,229.19	(\$118,412.19)
2007	\$1,070,817.00	5.50%	\$1,254,636.80	(\$183,819.80)
2008	\$1,070,281.00	5.00%	\$1,317,368.64	(\$247,087.64)
2009	\$1,027,522.00	6.50%	\$1,402,997.60	(\$375,475.60)
2010	\$821,546.00	0.00%	\$1,402,997.60	(\$581,451.60)
2011	\$821,546.00	2.00%	\$1,431,057.55	(\$609,511.55)
2012	\$821,546.00	3.50%	\$1,481,144.56	(\$659,598.56)
2013	\$821,546.00	2.00%	\$1,510,767.45	(\$689,221.45)
2014	\$821,546.00	0.50%	\$1,518,321.29	(\$696,775.29)
2015	\$821,546.00	1.50%	\$1,541,096.11	(\$719,550.11)
2016	\$821,546.00	0.00%	\$1,541,096.11	(\$719,550.11)
2017	\$821,546.00	0.50%	\$1,548,802.00	(\$727,256.00)
2018 *	\$821,546.00	2.50%	\$1,587,522.00	(\$765,976.00)
	<u>\$16,891,977.50</u>		<u>\$24,135,593.42</u>	<u>(\$7,243,615.92)</u>

*Anticipated ERT for 2018

Township of Millstone

Grants for 2018

Grant programs are not guaranteed from year to year and are directed towards a specific purpose.

Awarded Grants

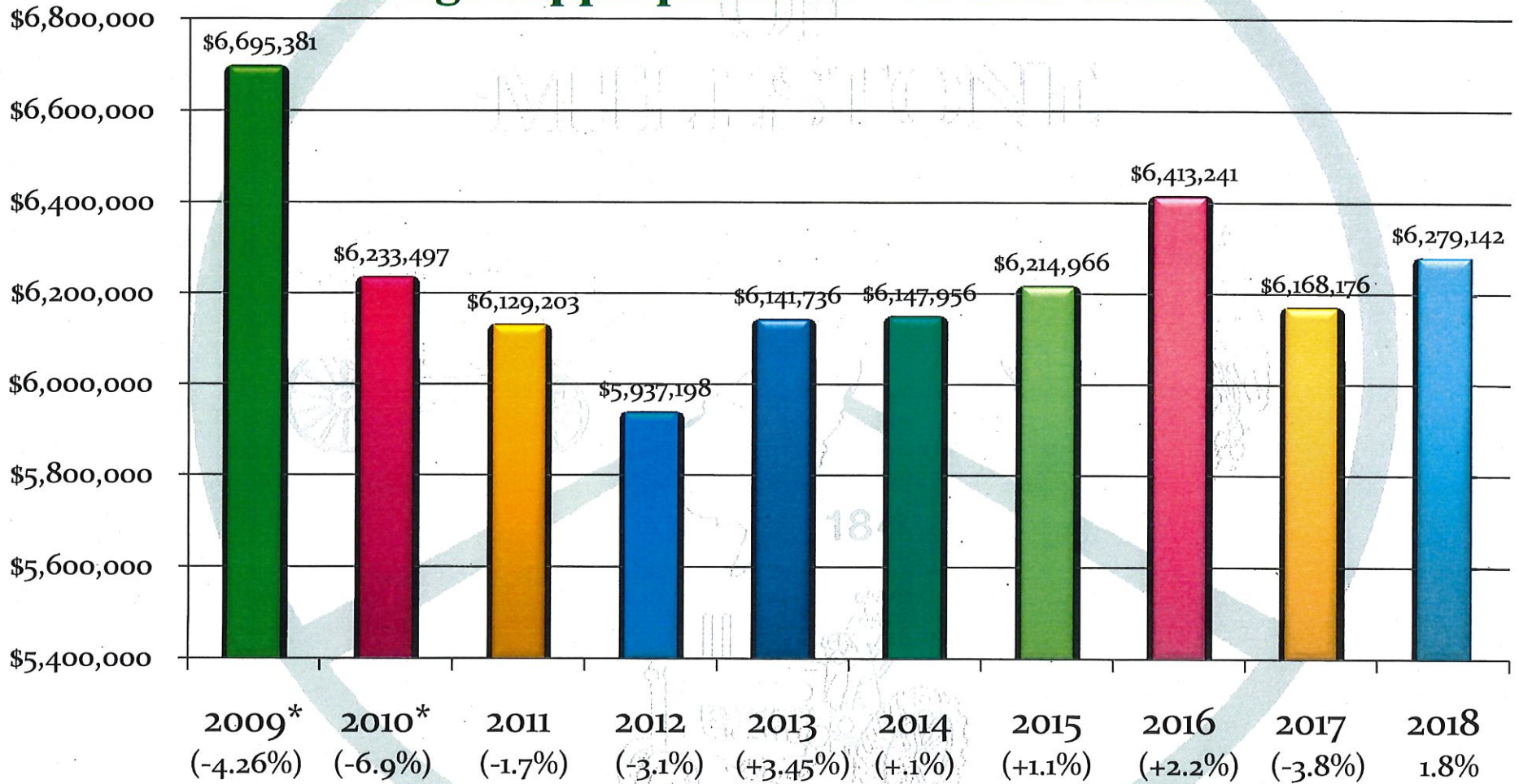
Road Program - DOT TTF (GCF)	\$ 250,000.00
Municipal Alliance on Alcoholism/Drug Abuse	\$ 20,000.00
Recycling Grant - 2017	\$ 8,428.53
Total:	\$ 278,428.53

Chapter 159 Grants

Recycling Grant - 2018	TBD
Clean Communities	TBD

Township of Millstone

Budget Appropriations - 10 Year Trend



*Includes appropriations for DOT Grants:
 2009 = \$190,000 and 2010 = \$140,000.

Township of Millstone

Deferred Charges


2017 Emergency

Resolution # 17-150

\$ 95,000 Legal Expense

25,000 Master Plan Expense

\$ 120,000



2018 Budget

\$ 120,000

To be raised as
a non-
spending
budget
appropriation.

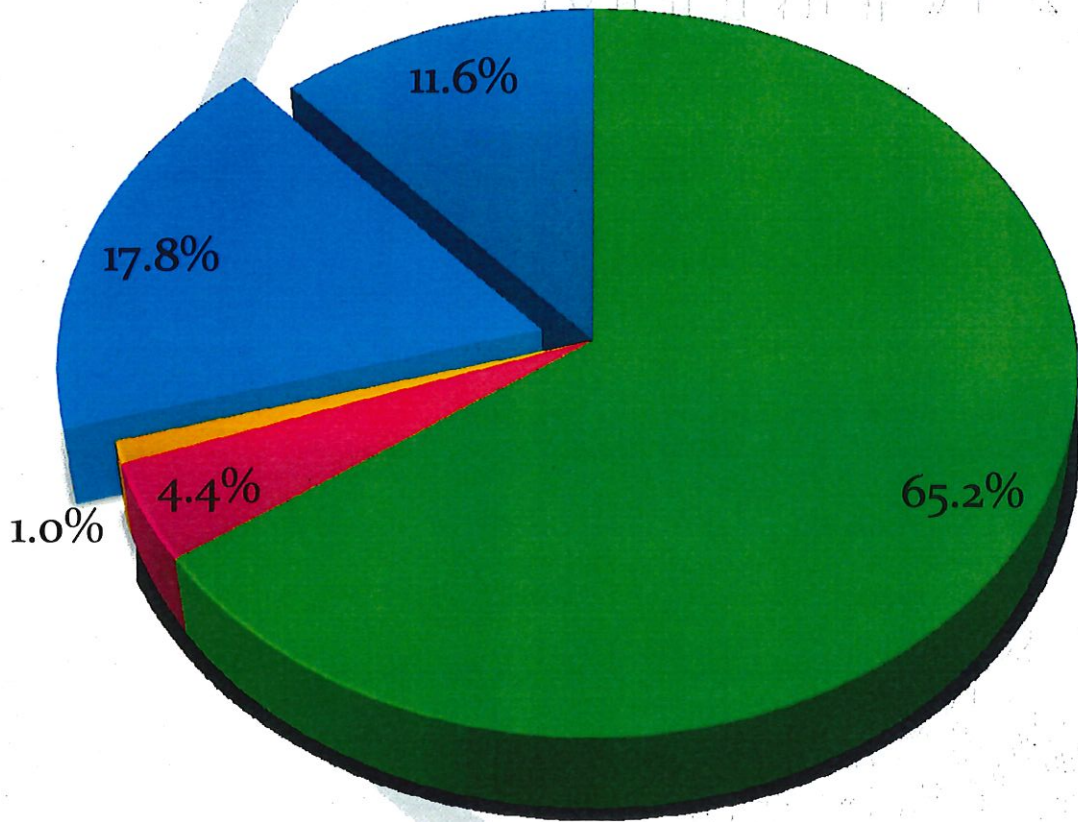
Township of Millstone

Analysis of 2018 Budget Appropriations

\$6,279,141.83

Appropriation Categories

- *Total General Operations - inside Cap \$4,093,955.68
- *Total General Operations - outside Cap \$158,487.39 + Deferred Charges \$120,000.00
- Capital Improvements - outside Cap \$62,000
- Municipal Debt Service - outside Cap \$1,119,698.76
- Reserve for Uncollected Taxes \$725,000

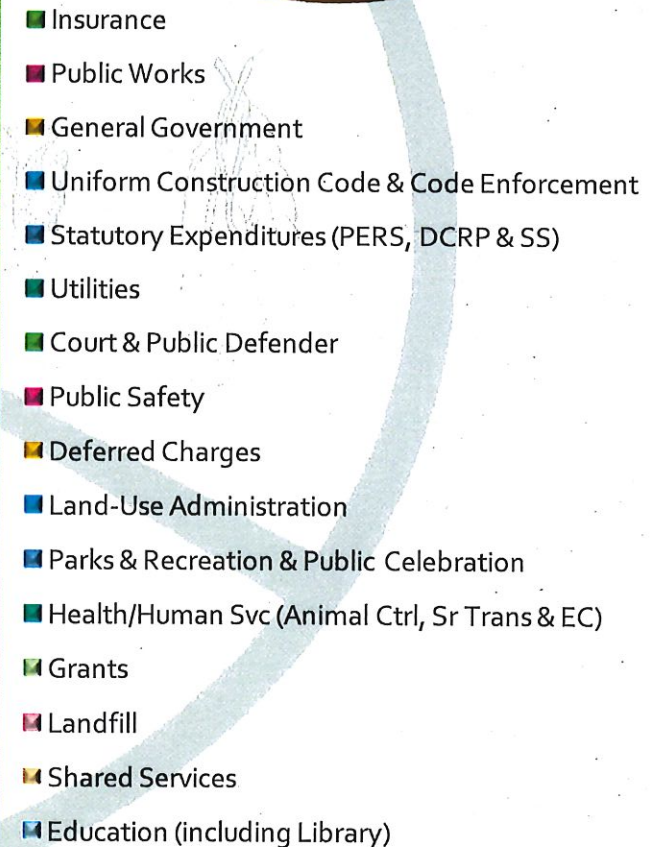


* Total General Operations = \$4,372,443.07

Township of Millstone

Breakdown of Total General Operations

Appropriation Sub-Category	Amount	%
Insurance (JIF, HB, WC & Unemployment)	\$ 1,006,300.00	23.0%
Public Works	\$ 909,850.00	20.8%
General Government	\$ 901,673.00	20.6%
Uniform Construction Code & Code Enforcement	\$ 362,890.00	8.3%
Statutory Expenditures (PERS, DCRP & SS)	\$ 278,398.49	6.4%
Utilities	\$ 264,600.00	6.0%
Court & Public Defender	\$ 142,900.00	3.3%
Public Safety	\$ 124,016.35	2.8%
Deferred Charges	\$ 120,000.00	2.7%
Land-Use Administration	\$ 89,960.00	2.1%
Parks & Recreation	\$ 77,018.00	1.8%
Health/Human Svc (Animal Ctrl, Sr Trans & EC)	\$ 34,869.00	0.8%
Grants	\$ 33,428.53	0.8%
Landfill	\$ 20,289.70	0.5%
Shared Services	\$ 6,000.00	0.1%
Education (including Library)	\$ 250.00	0.0%
Total:	\$ 4,372,443.07	



Township of Millstone

Analysis of Capital Improvements

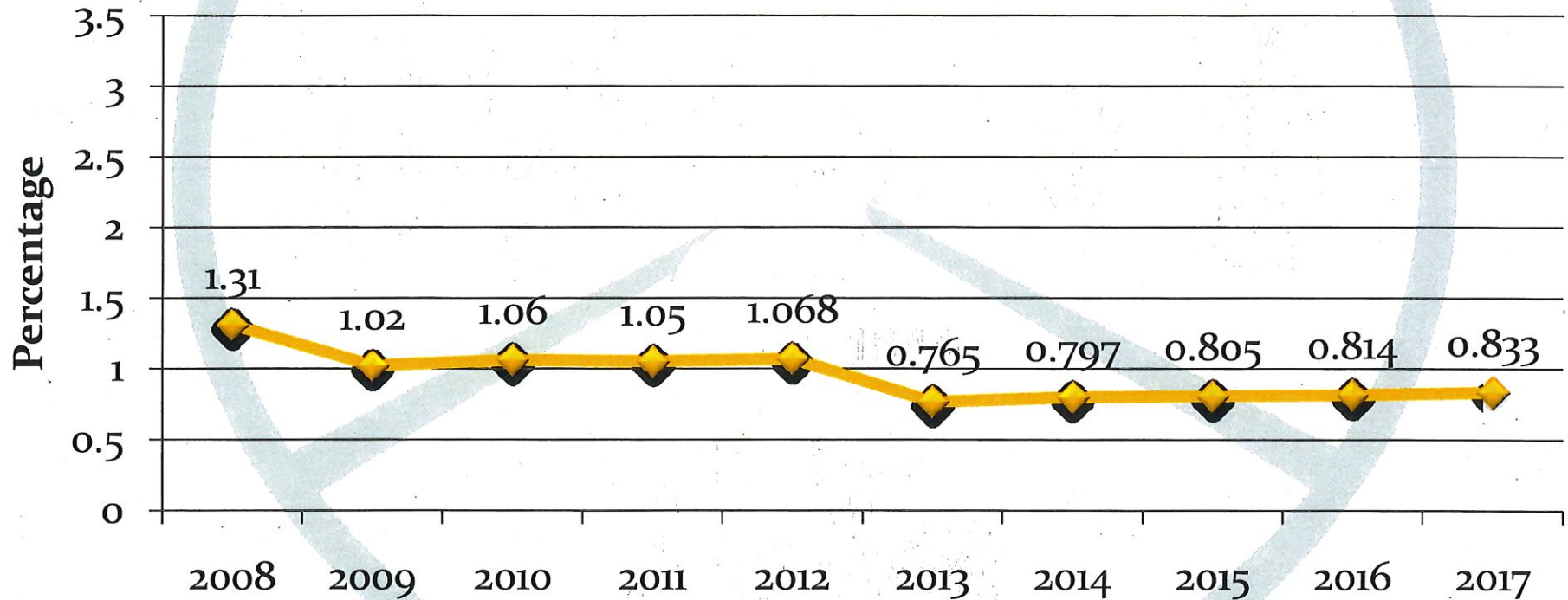
2018 Capital Projects	Total Cost	CIF *	Est. Grants	Debt Auth	Rec Trust
I. 2018 Road Program, includes:	\$900,000	\$32,500	\$250,000	\$617,500	\$0
1) Red Valley Road					
2) Indian Path					
3) Gravatt Circle					
4) Ely Harmony Road					
5) Miscellaneous roadway and drainage repairs.					
II. Acquisition of DPW Vehicles & Equipment, includes:	\$310,000	\$15,500	\$0	\$294,500	\$0
1) Backhoe Loader					
2) Mid-Range Tractor					
3) Class II, Pickup Trucks (3)					
III. Various Tech/Safety & Bldg Improvements, includes:	\$280,000	\$14,000	\$0	\$266,000	\$0
1) Recording System in Court Room					
2) Technology Upgrades					
3) Camera & Security Systems					
4) Replace Burglar & Fire Systems					
5) Court & DPW Building Improvements					
IV. Improvements to Community Recreational Facilities:	\$250,000	\$0	\$0	\$0	\$250,000
1) Rocky Brook Park Tennis Courts					
2) Rocky Brook Park Basketball Court					
Total:	\$1,740,000	\$62,000	\$250,000	\$1,178,000	\$250,000

* CIF = Capital Improvement Fund, which represents the 5% down payment required to be raised in the Municipal Budget.

Township of Millstone

Debt Management

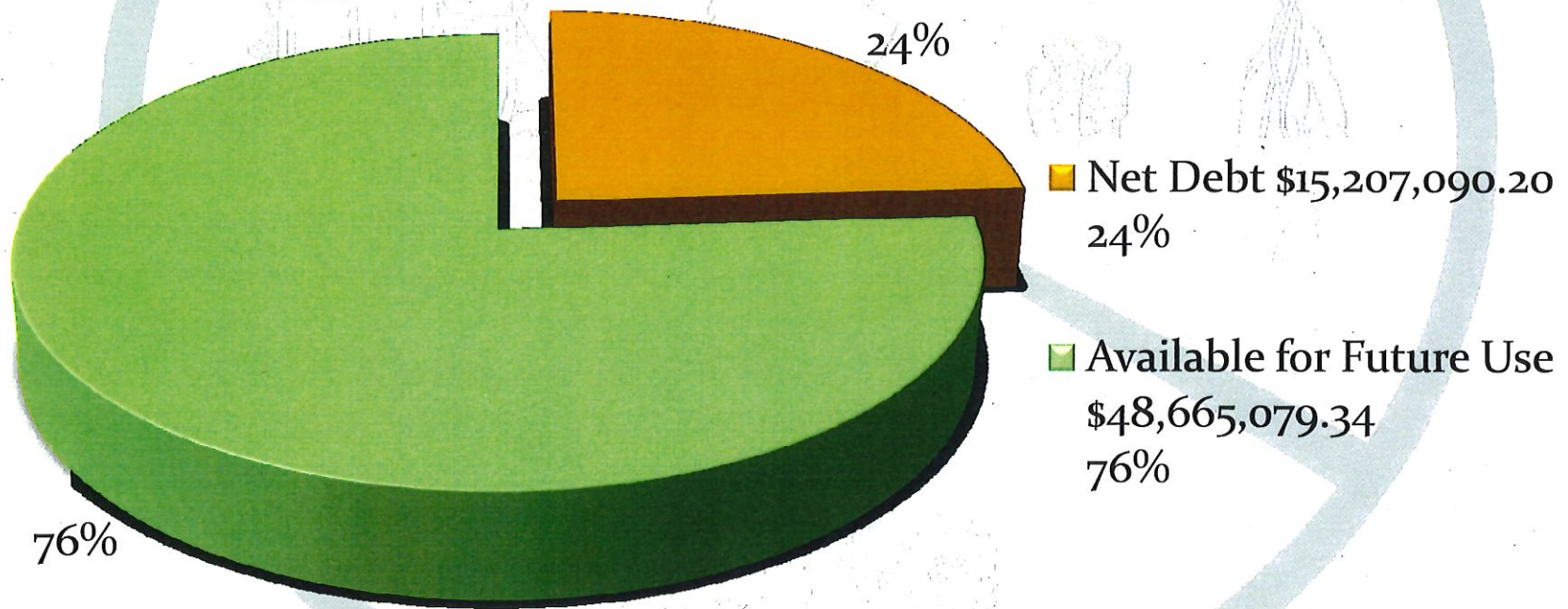
Net Debt as a Percentage of 3-Year Average Equalized Valuation



- N.J.S.A. 40A:2-5 allows a municipality to incur debt up to a maximum of 3.5% of the 3-year average equalized valuation in any year.
- Includes Open Space Debt.

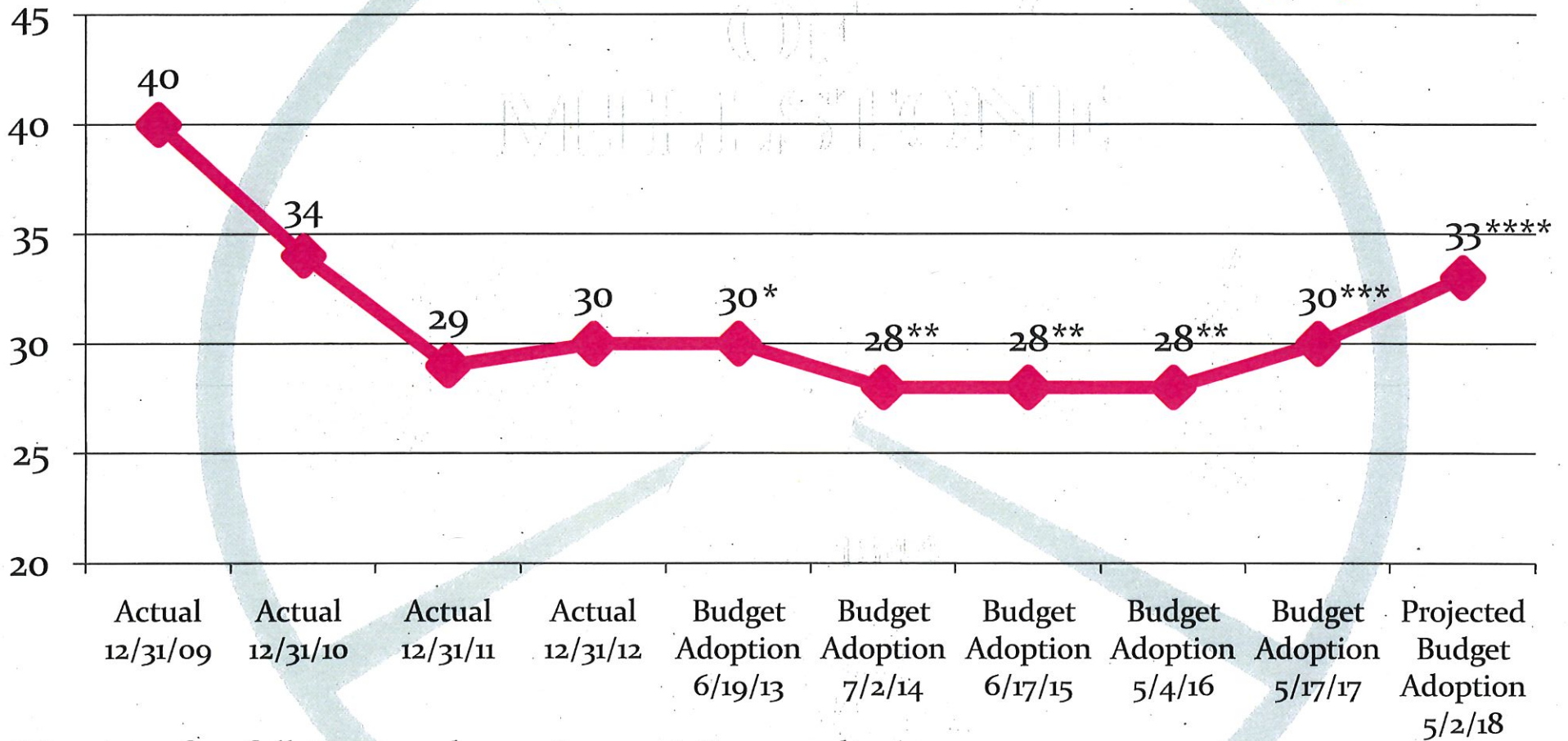
Township of Millstone

Net Debt at 12/31/17 &
Remaining Borrowing Capacity
Available for Future Use



Township of Millstone

Headcount Comparison – 10 Years In-House Employees



*Consists of 20 full-time employees & 10 part-time employees.

** Consists of 21 full-time employees & 7 part-time employees.

***Consists of 21 full-time employees & 9 part-time employees (includes 2 P/T new hires).

****Consists of 23 full-time employees (includes 1 FT new hire) & 10 part-time employees (includes 2 PT new hires).

Township of Millstone – Shared Services

Received from:

Receive from:	Purpose:
County of Monmouth	<ul style="list-style-type: none"> •Vehicle Maintenance & Repairs •Vehicle Wash •Brining of Roads •Mod IV Property Assessment Computer Services •SCAT •Emergency 911 •GIS for Aerial Imaging
Freehold Township	<ul style="list-style-type: none"> •Sign Making •Back-up Construction Code Enforcement Services
Jackson Township	<ul style="list-style-type: none"> •Back-up Construction Code Enforcement Services
Manalapan Township	<ul style="list-style-type: none"> •Animal Control •Vehicle Maintenance & Repairs
Millstone Board of Ed	<ul style="list-style-type: none"> •Equipment/Vehicle Maintenance •HVAC & Electrical Maintenance •Fuel

Township of Millstone – Shared Services

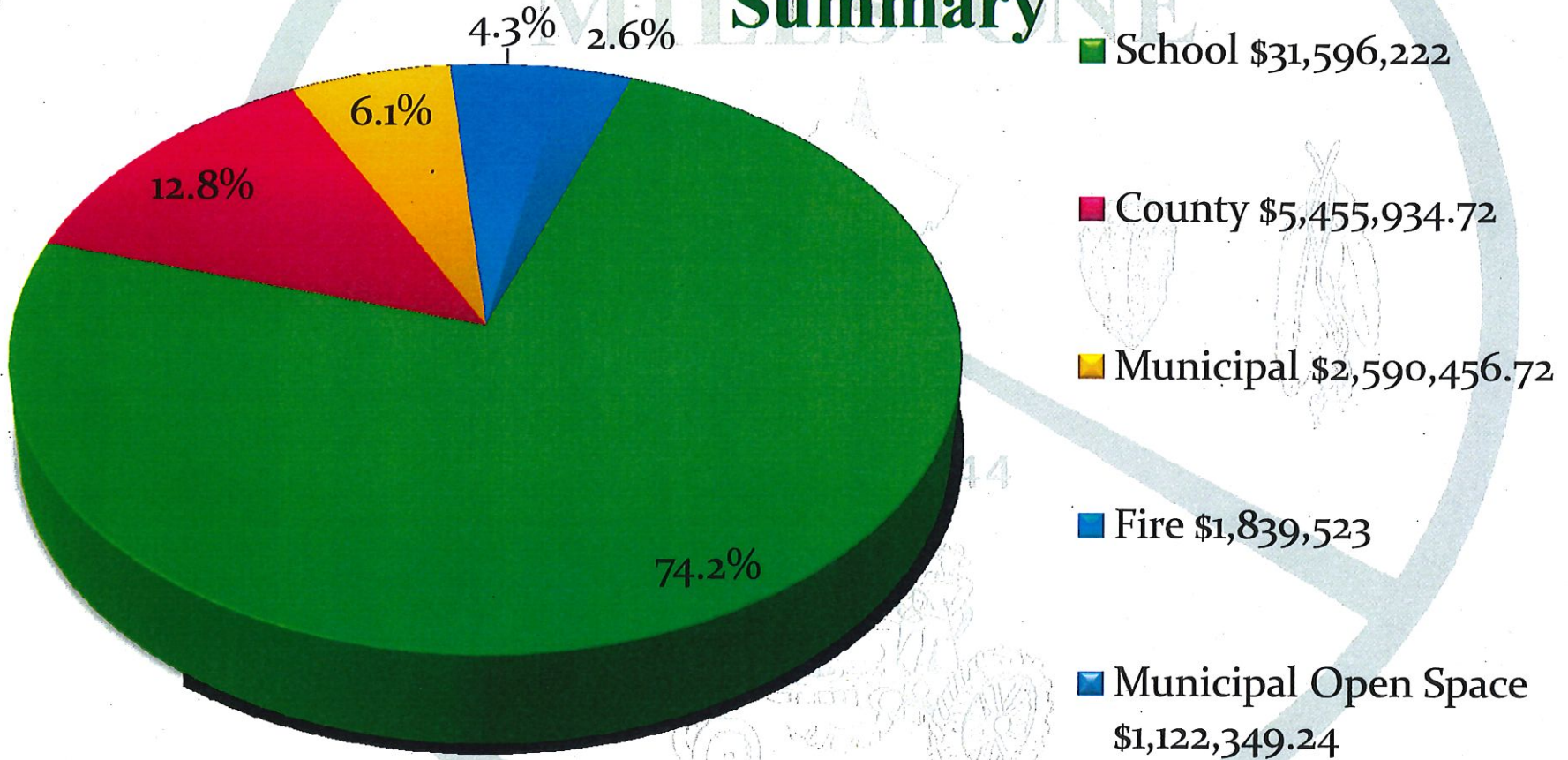
Provide to:

Provide to:	Purpose:
Borough of Roosevelt	<ul style="list-style-type: none">•Municipal Court Services•Nurko Rd Snow Removal, Ice Control, Repair & Maintenance•Certified Recycling Coordinator
Jackson Township	<ul style="list-style-type: none">•Back-up Construction Code Enforcement Services
Millstone Board of Ed	<ul style="list-style-type: none">•Road Salt•Preparation of SDS (Supplemental Debt Statement)•Upload BOE Meetings to Twp Website
Millstone Twp Board of Fire Commissioners	<ul style="list-style-type: none">•Fuel

Township of Millstone

Estimated Property Tax Rate

Summary



Township of Millstone

Property Tax Rate Summary

Agency	Estimated 2018 \$ Amount	2018 %	Actual 2017 \$ Amount	2017 %	\$ Change
School (TBD)	\$9,030.36	74.20%	\$8,996.43	74.10%	\$33.93
County (TBD)	\$1,561.20	12.80%	\$1,559.95	12.80%	\$1.25
Municipal	\$743.17	6.10%	\$742.58	6.10%	\$0.59
Fire	\$523.96	4.30%	\$528.89	4.40%	(\$4.93)
Municipal Open Space	\$320.79	2.60%	\$320.54	2.60%	\$0.25
Total Estimated Amount Paid	\$12,179.48	100.00%	\$12,148.39	100.00%	\$31.09

Average Assessed Value:

\$534,657

\$534,230

Township of Millstone

Average Homeowner pays \$743/yr or \$62/month in Municipal Taxes for:

Building, Construction, Land Use

Services & Other

- Code Enforcement
- Construction inspections and proper permitting
- Planning & Zoning Boards
- Recreation, Shade Tree, Open Space, Agriculture, Historic & Environmental Commission Boards

Community Events

- Memorial Day Parade
- Veteran's Day Service

Media Resources

- Newsletter
- Township Website
- Public Access Channel
- E-mail Blasts

Public Safety

- Emergency Management
- First Aid – Contribution
- Municipal Court Services, including Public Defender
- Deer Carcass Removal from Township/County Roads
- Special Citizen Area Transportation – SCAT
- Municipal Drug Alliance
- Animal Control

Township of Millstone

Average Homeowner pays \$743/yr or \$62/month in Municipal Taxes for:

Public Works

- Road Repair & Maintenance of 244 lane miles of roadway
- Snow Removal
- Park Maintenance
- Building & Grounds Maintenance
- Vehicle Maintenance
- Storm water management

Recycling

- Recycling Collection – Every other Wednesday
- Electronics Recycling/Dropoff – Annually
- Recycling Center– Sat & Sun 8am-1pm
Tues/Wed/Thurs 11am-3pm
- Spring/Fall Brush Drop Off
- Spring Clean up – Annually

Revenue Collection

- Pay Taxes Online
- Pay for Recreation Programs online
- Pay by credit card for:
 - Municipal Court Fines
 - Recreation Programs
 - Construction Fees

Vital Statistics

- Marriage License/Civil Union/Domestic Partnership
- Other Vital Records

Other Services

- Dog Licensing
- Recreation Programs

Township of Millstone - Summary

Ongoing Management:

- Collaborative effort to manage new challenges and priorities
- Achieve goal of flat tax levy
- Continual review of appropriations
- Seek shared services and research additional revenue sources



Township of Millstone

2017 Ranking in Monmouth County

- ❖ Millstone remains ranked #1 of 53 for the Lowest Municipal Local Purposes Tax Rate



Township of Millstone

UFB = User Friendly Budget

- N.J.S.A. 40A:5-48 requires the Local Finance Board to promulgate a “user friendly” plain language budget summary.
- The UFB will give the public, as well as local officials, a better understanding of local government finances.
- UFB does not replace the State Budget document, but is required to precede the State Budget document.

Township of Millstone

For your convenience, the Annual Budget Document has been made available upon *Introduction* for public inspection (free of charge) in the Township Clerk's Office and on Millstone Township's web site at <http://www.millstonenj.gov>. The User Friendly Budget, the Adopted Budget, and this presentation, will all be available in the Township Clerk's Office and on the website.

Respectfully,
Gary Dorfman
Mayor

Township of Millstone

Questions?

Comments?



or

