



TOWNSHIP OF  
**MILLSTONE**

**MUNICIPAL BUILDING**  
470 STAGE COACH ROAD  
MILLSTONE TOWNSHIP, NJ 08510  
732-446-4249

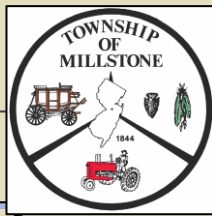
**MUNICIPAL COURT**  
215 MILLSTONE ROAD  
MILLSTONE TOWNSHIP, NJ 08535  
732-446-6219



# 2021 Municipal Budget Presentation

*June 2, 2021*


# Township of Millstone



## 2021 Budget Summary

<b>Title:</b>	<b>2021-Estimated</b>	<b>2020-Actual</b>	<b>\$ Change</b>	<b>% Change</b>
Net Valuation Taxable	\$1,895,997,189.00	\$1,881,791,531.00	\$14,205,658.00	0.75%
Local Amount to be Raised by Taxation	\$3,821,756.00	\$3,319,260.78	\$502,495.22	15.14%
Local Municipal Tax Rate	\$0.202	\$0.176	\$0.03	14.77%
Tax Collection Rate Used to Calculate RFUT	98.65%	98.54%		
Penny Impact	\$189,599.72	\$188,179.15	\$1,420.57	0.75%
Average Home Assessment*	\$538,724.00	\$536,820.00	\$1,904.00	0.35%
Average Home Local Municipal Taxes	\$1,088.22	\$944.80	\$143.42	15.18%

## Accomplishments

 Road Improvements


 Assume First Aid Operations

## Notes

\* Please note that the calculation has been revised to include Farm Houses, but not Farm Qualified

# Township of Millstone – Key Personnel

---



## Township Committee

---

Mayor - Gary Dorfman

Deputy Mayor - Nancy Grbelja

Committeeman - Albert Ferro

Committeeman - Michael McLaughlin

Committeeman – Chris Morris



## Municipal Officials

---

Township Administrator - Kevin Abernethy

Acting CFO - Kevin Abernethy

Finance Consultant – HFA, Matthew Holman

Tax Collector – Lori Maher


Municipal Clerk – Kathleen Hart

Township Auditor – HMA, David McNally

Township Attorney - Robert Munoz

# Township of Millstone

---



## 2021 Budget Goals



Address Emergency Medical Services, Assume Operations

---



Zero to Minimal Tax Rate Increase

---



Construct a Budget in Time of Crisis That Provides Required Services But Limits The Financial Impact To Residents

---



Include Required Capital Improvements for the Upkeep of the Community


# Township of Millstone



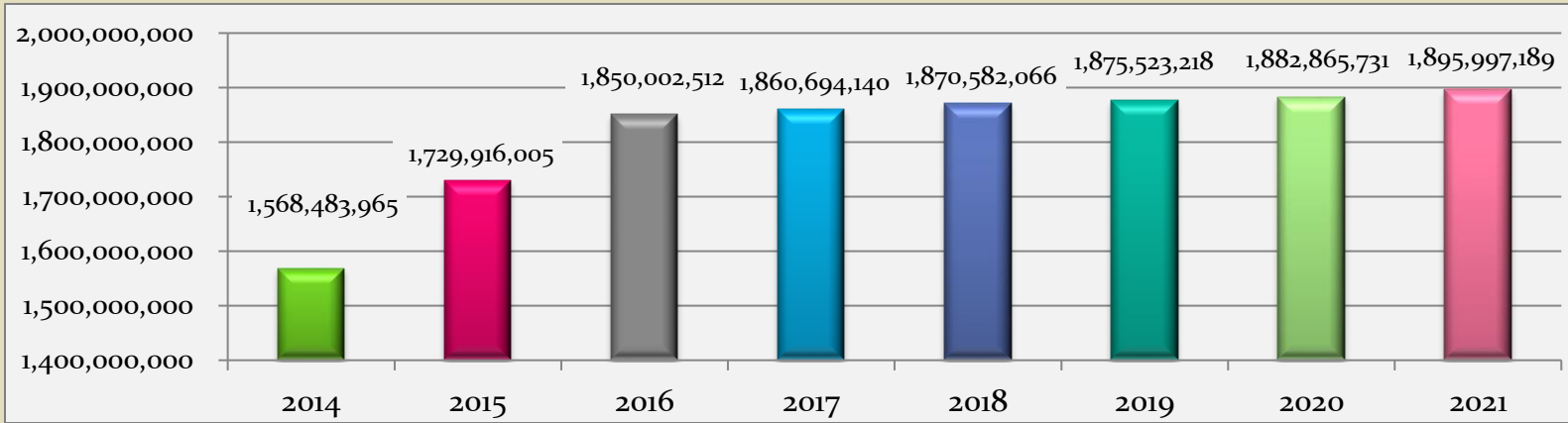
## Municipal Tax Levy Comparison of Nearby Towns in Monmouth County

	Allentown	Colts Neck	Farmingdale	Millstone	Spring Lake Boro	Upper Freehold
<b>2013</b>	1,403,795.00	6,187,210.00	320,923.80	2,590,456.72	5,964,753.62	2,353,449.00
<b>2014</b>	1,447,106.81	6,447,804.00	319,915.80	2,590,456.72	6,315,052.34	2,461,134.50
<b>2015</b>	1,523,056.74	6,784,534.00	334,679.66	2,590,456.72	6,441,278.10	2,629,044.50
<b>2016</b>	1,523,056.60	7,208,073.48	371,378.14	2,590,456.72	6,441,260.64	2,733,530.98
<b>2017</b>	1,537,059.50	7,478,474.14	379,638.01	2,590,456.72	6,441,221.38	2,790,388.61
<b>2018</b>	1,537,059.50	7,787,377.72	435,363.13	2,590,456.72	6,474,975.98	2,964,899.71
<b>2019</b>	1,579,595.10	7,852,954.72	486,956.87	3,132,327.98	6,601,015.40	3,105,130.00
<b>2020</b>	1,579,595.10	7,812,121.75	536,389.40	3,319,260.78	6,750,452.04	3,105,130.00
<b>\$ Increase in Municipal Levy 2013-2020</b>	175,800.10	1,624,911.75	215,465.60	728,804.06	785,698.42	751,681.00
<b>% Increase in Municipal Levy 2013-2020</b>	13%	26%	67%	28%	13%	32%

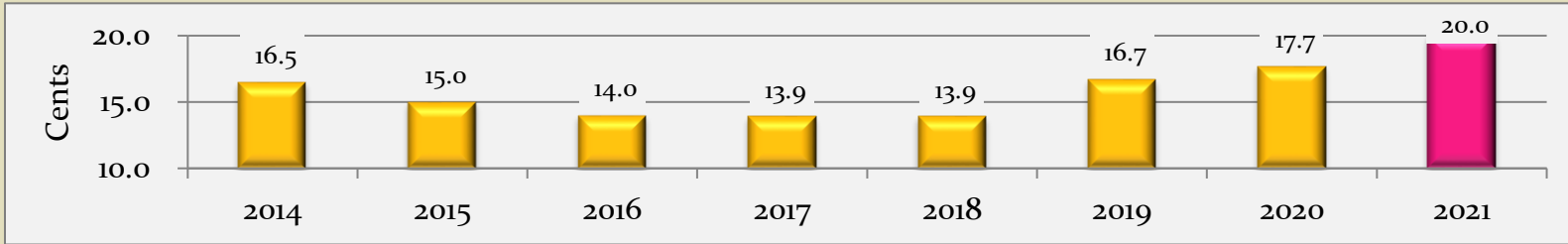
# Township of Millstone



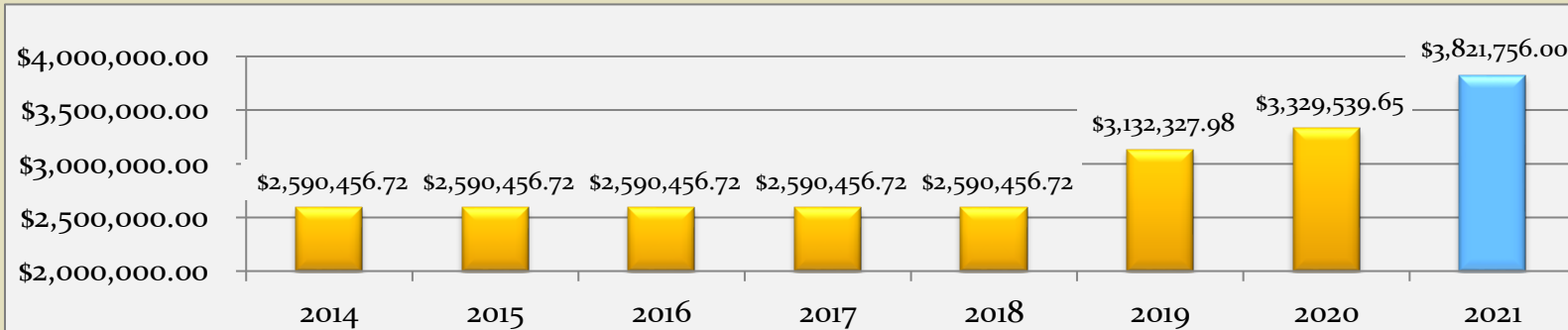
## Annual Net Valuation Taxable



## Local Municipal Tax Rate



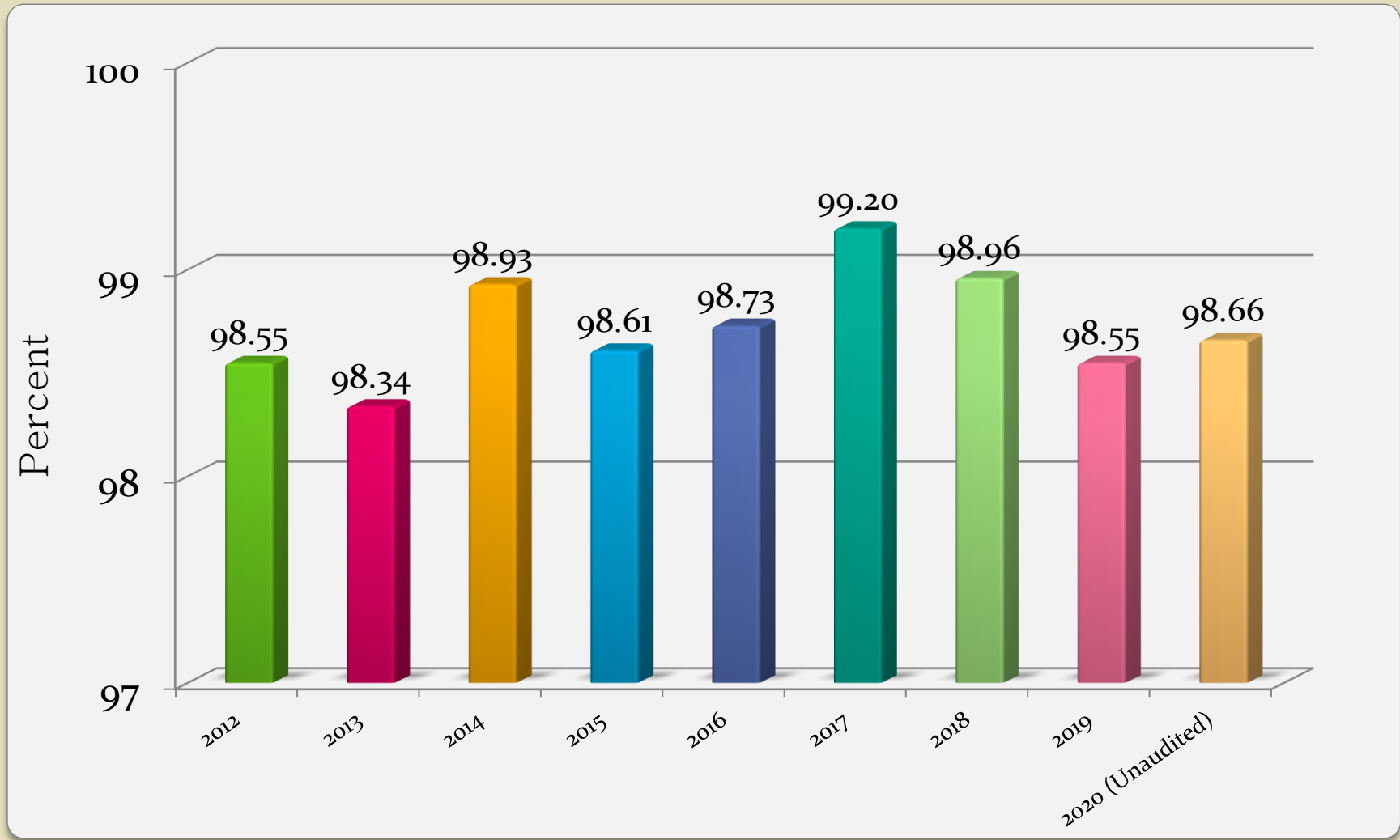
## Amount to be Raised by Taxation for Local Municipal Purposes




# Township of Millstone



## Annual Tax Collection Percentages



# Township of Millstone




## Comparative Revenue Summary

<b>General Revenue:</b>	<b>2021</b>	<b>2020</b>	<b>Net Changes:</b>
Fund Balance Utilization	\$ 929,000.00	\$ 750,000.00	\$ 179,000.00
Grants	\$ 14,711.05	\$ -	\$ 14,711.05
Interest on Investments	\$ 281,000.00	\$ 400,000.00	\$ (119,000.00)
Liquor Licenses	\$ -	\$ 10,000.00	\$ (10,000.00)
Miscellaneous Revenues	\$ 796,043.96	\$ 638,062.63	\$ 157,981.33
Municipal Courts	\$ 28,000.00	\$ 53,000.00	\$ (25,000.00)
Property Taxes	\$ 3,821,756.00	\$ 3,319,260.78	\$ 502,495.22
Receipts from Delinquent Taxes	\$ 450,000.00	\$ 370,000.00	\$ 80,000.00
State Aid	\$ 841,753.00	\$ 852,717.00	\$ (10,964.00)
Telecom Tower Lease	\$ 44,069.29	\$ 41,000.00	\$ 3,069.29
Uniform Construction Code Fee	\$ 511,000.00	\$ 450,000.00	\$ 61,000.00
<b>Total Anticipated Revenues</b>	<b>\$ 7,717,333.30</b>	<b>\$ 6,884,040.41</b>	<b>\$ 833,292.89</b>

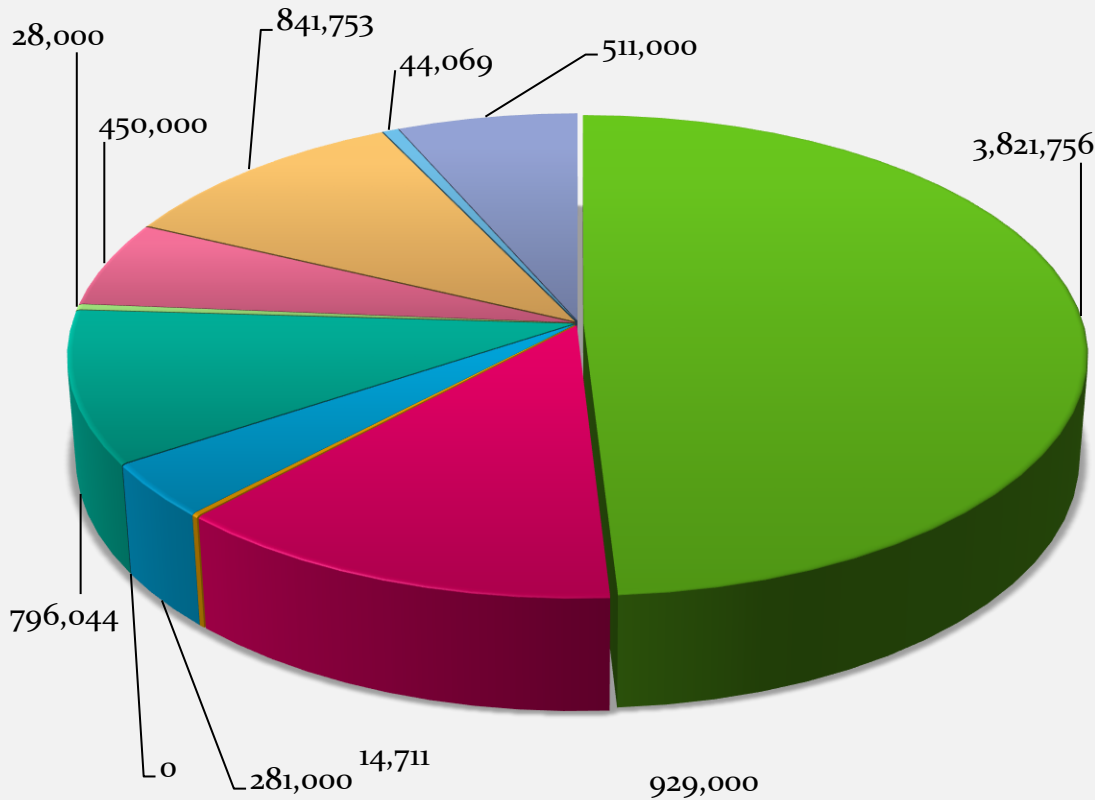


# Township of Millstone



## Analysis of 2021 Budget Revenues


### Budgeted Revenues:



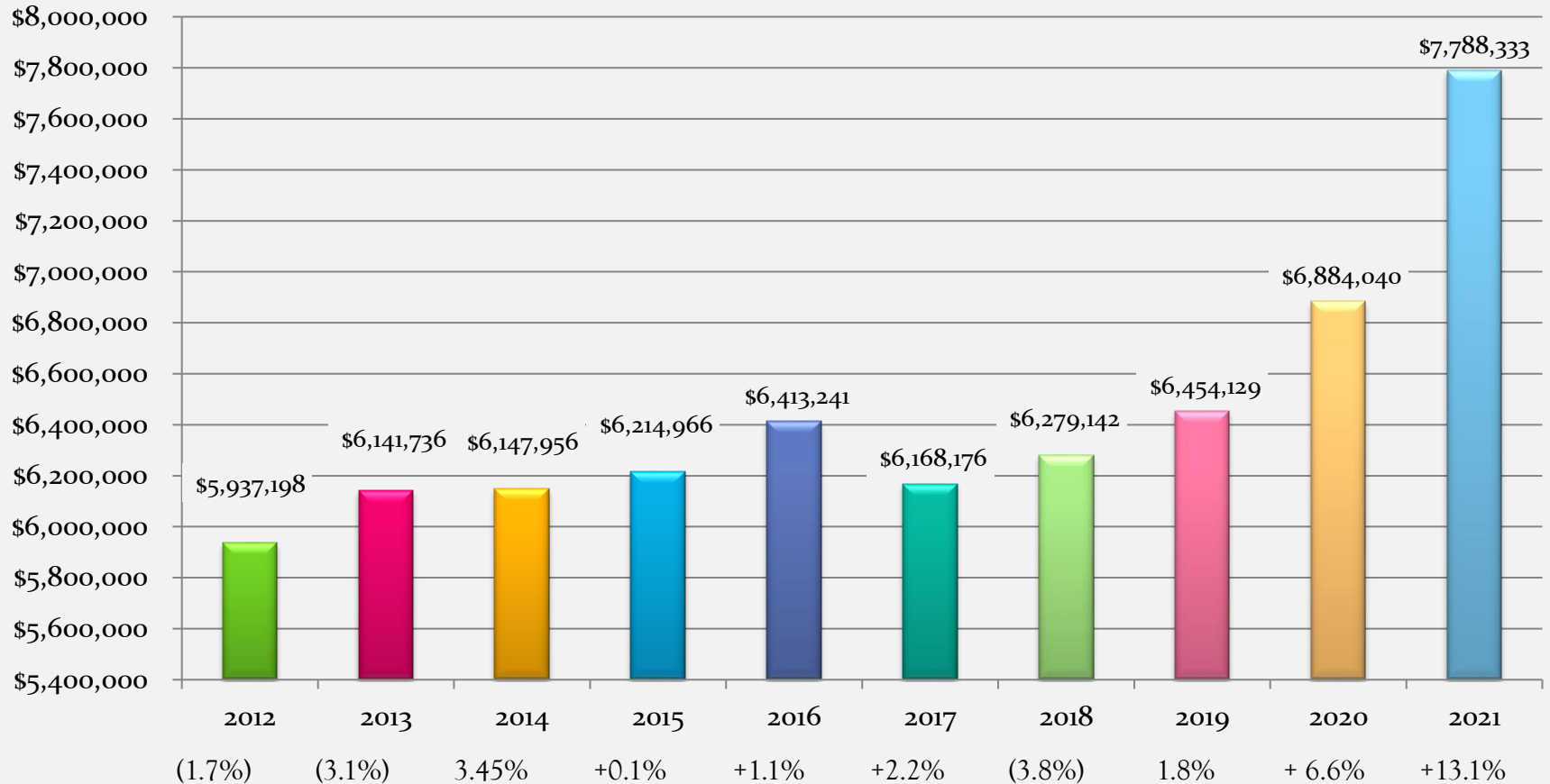
### Legend:

- Amount to be Raised by Taxation-Local Municipal Purposes 49.1%
- Fund Balance Utilization 12.8%
- Grants 0.2%
- Interest on Investments 3.6%
- Liquor Licenses 0.1%
- Miscellaneous Revenues 10.2%
- Municipal Courts 0.4%
- Receipts from Delinquent Taxes 5.8%
- State Aid 10.8%
- Telecom Tower Lease 0.6%
- Uniform Construction Code Fees 6.6%


# Township of Millstone



## Adopted Budget Appropriations – 10 Year Trend

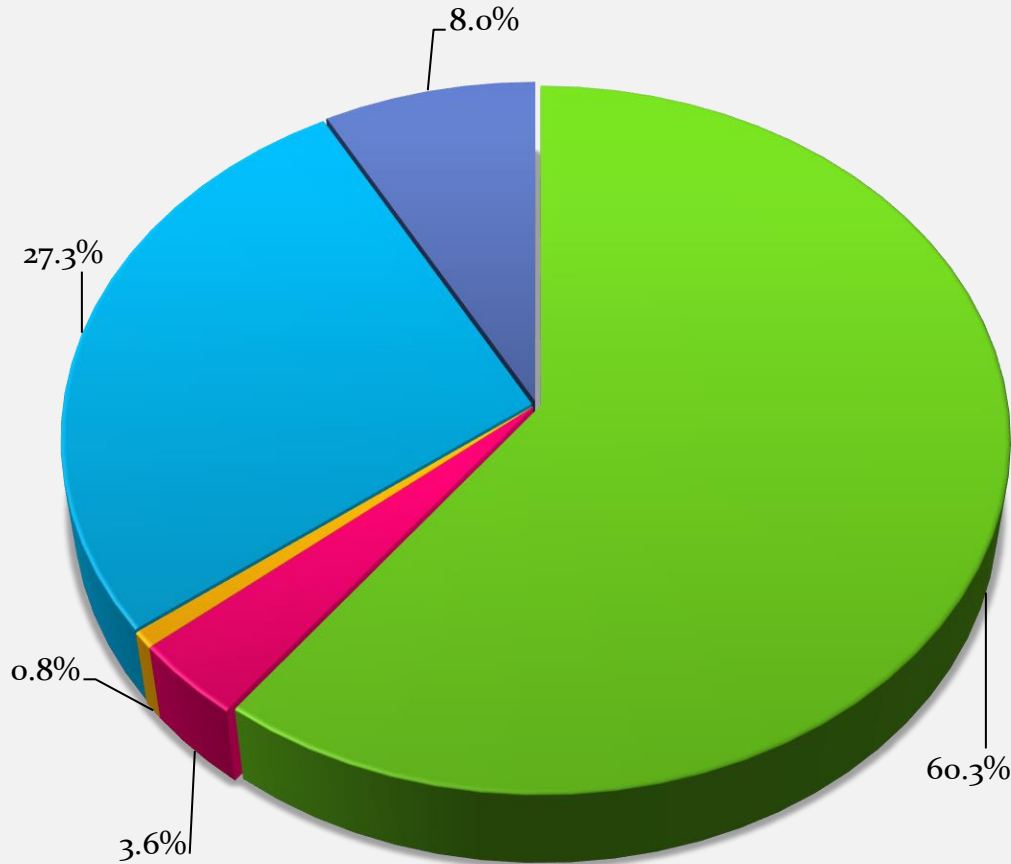


# Township of Millstone



## Analysis of 2021 Budget Appropriations - \$7,788,333.30

### Budgeted Appropriations:




### Appropriation Categories:

- \*Total General Operations - inside Cap \$4,696,695.00
- \*Total General Operations - outside Cap \$280,067.05
- Capital Improvements - outside Cap \$58,700.00
- Municipal Debt Service - outside Cap \$2,127,875.25
- Reserve for Uncollected Taxes \$625,000.00

\* Total General Operations = \$4,976,762.05

# Township of Millstone



## Breakdown of Total General Operations

Appropriation Sub-Category	Amount	%
Public Works	\$ 1,320,989.00	26.5%
General Government	\$ 1,023,275.00	20.6%
Insurance (JIF, HB, WC & Unemployment)	\$ 852,200.00	17.1%
Uniform Construction Code & Code Enforcement	\$ 515,120.00	10.4%
Statutory Expenditures (PERS, DCRP & SS)	\$ 312,636.00	6.3%
Utilities	\$ 275,000.00	5.5%
Shared Services	\$ 230,800.00	4.6%
Court & Public Defender	\$ 128,600.00	2.6%
Parks & Recreation	\$ 116,925.00	2.3%
Land-Use Administration	\$ 78,100.00	1.6%
Health/Human Svc (including Sr Trans & EC)	\$ 48,200.00	1.0%
Public Safety	\$ 25,500.00	0.5%
Landfill	\$ 23,000.00	0.5%
Grants	\$ 20,167.05	0.4%
Other	\$ 6,000.00	0.1%
Education (including Library)	\$ 250.00	0.0%



# Township of Millstone



## Analysis of Capital Improvements

	<b>2021 Capital Projects</b>	<b>Total Cost</b>	<b>CIF *</b>
	<b>General Capital:</b>		
1	Class II, Pickup Truck (Gas)	\$42,000	\$2,100
2	Mower Lift	\$12,000	\$600
3	Zero Turn Mower	\$15,000	\$750
4	Millstone Park	\$7,000	\$350
5	Wagner Farm Park	\$51,500	\$2,575
6	Millstone Town Hall	\$21,500	\$1,075
7	DPW Maintenance Equipment	\$25,000	\$1,250
8	2021 Road Program	\$1,000,000	\$50,000
	<b>Total:</b>	<b>\$1,174,000</b>	<b>\$58,700</b>

## Notes

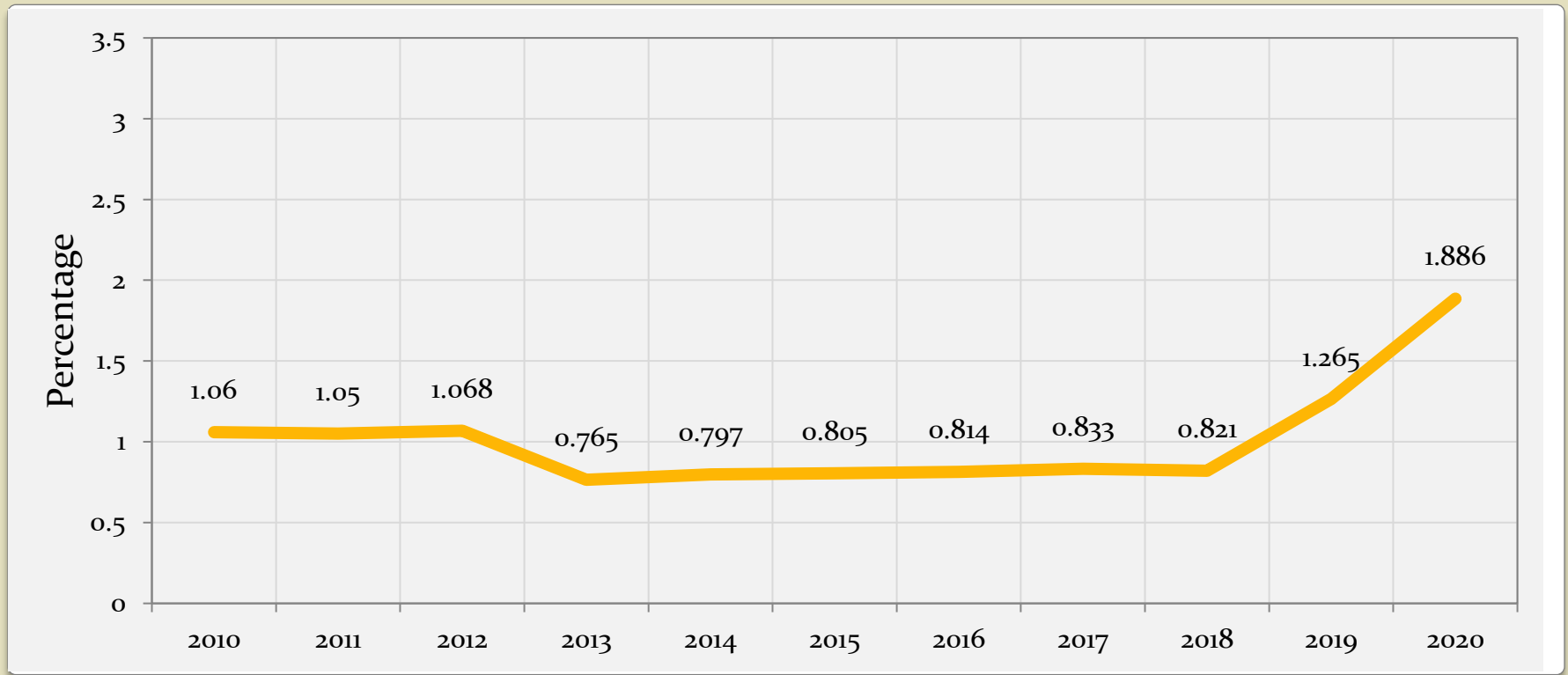
\* CIF = Capital Improvement Fund, which represents the 5% down payment required to be raised in the Municipal Budget.

# Township of Millstone



## Debt Management

### Net Debt as a Percentage of 3-Year Average Equalized Valuation



## Notes

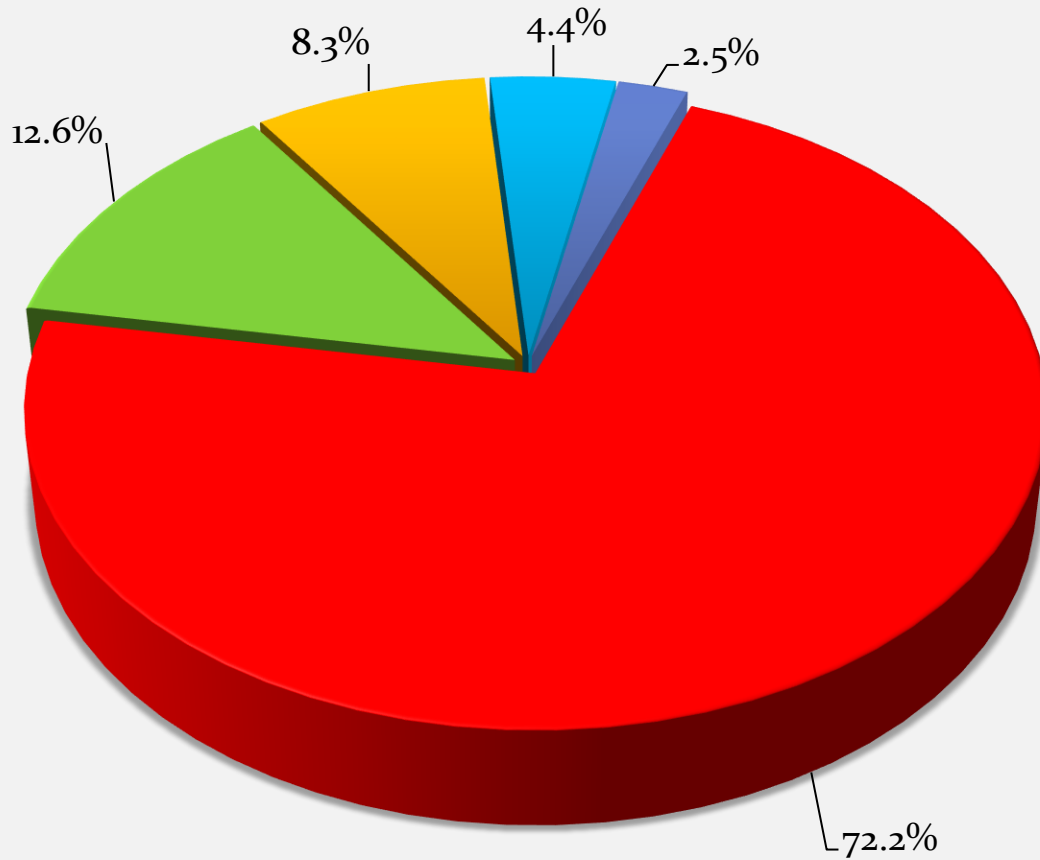
- *N.J.S.A. 40A:2-5 allows a municipality to incur debt up to a maximum of 3.5% of the 3-year average equalized valuation in any year.*
- *Includes Open Space Debt*

# Township of Millstone



## Estimated Property Tax Rate Summary


### Property Tax Summary:



### Legend:

- School \$33,369,733.50
- County \$5,836,885.12
- Municipal \$3,821,733.50
- Special District \$2,054,494.20
- Municipal Open Space \$1,141,016.63

# Township of Millstone



Average Homeowner pays \$1,088/year or \$91/month in Municipal Taxes for:

## Building, Construction, Land Use

### Services & Other

- Code Enforcement
- Construction inspections and proper permitting
- Planning & Zoning Boards
- Recreation, Shade Tree, Open Space, Agriculture, Historic & Environmental Commission Boards

### Other Services

- Dog Licensing
- Recreation Programs
- Notarizing documents

## Media Resources


- Newsletter
- Township Website
- Public Access Channel
- E-mail Blasts

## Public Safety

- Emergency Management
- First Aid – New Service Provided in 2020
- Municipal Court Services, including Public Defender
- Deer Carcass Removal from Township/County Roads
- Special Citizen Area Transportation – SCAT
- Municipal Drug Alliance
- Animal Control



# Township of Millstone



Average Homeowner pays \$1,088/year or \$91/month in Municipal Taxes for:

## Public Works

- Road Repair & Maintenance of 244 lane miles of roadway
- Snow Removal - 244 lane miles of roadway & 158 cul-de-sacs
- Park Maintenance – increase from 83 acres to 247 acres
- Building & Grounds Maintenance
- Vehicle Maintenance
- Storm water management – 2,334 catch basins & 303 outfalls & 113 water quality basins

## Vital Statistics

- Marriage License/Civil Union/Domestic Partnership
- Other Vital Records

## Community Events


- Memorial Day Parade
- Veteran's Day Service – Millstone Day

## Recycling

- Recycling Collection – Every other Wednesday
- Electronics Recycling/Drop Off (Recycling Yard)
- Recycling Yard– Sat & Sun 8am-1pm  
Tues/Thurs 11am-3pm
- Christmas Tree Pick-up
- Spring/Fall Brush Drop Off (12 times a year)
- Spring Clean up – Annually
- Tire Drop Off – Annually

## Revenue Collection

- Pay Taxes Online
- Pay for Recreation Programs online
- Pay by credit card for:
  - Municipal Court Fines
  - Recreation Programs
  - Construction Fees




## Summary

### Ongoing Management:

- Collaborative effort to manage new challenges and priorities
- Continual review of appropriations
- Seek shared services and cost reduction opportunities
- Research additional revenue sources





## Summary

### 2020 Ranking in Monmouth County


- ❖ Millstone remained ranked #2 of 53 for the lowest Municipal Local Purposes Tax Rate

---

### 2021 Ranking in Monmouth County

- ❖ To Be Determined





## Questions?



or

## Comments?

